
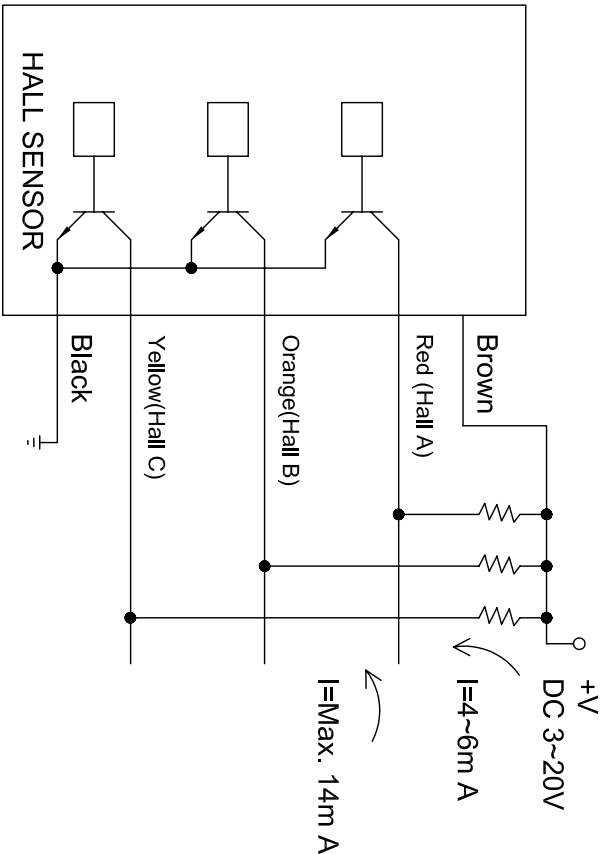


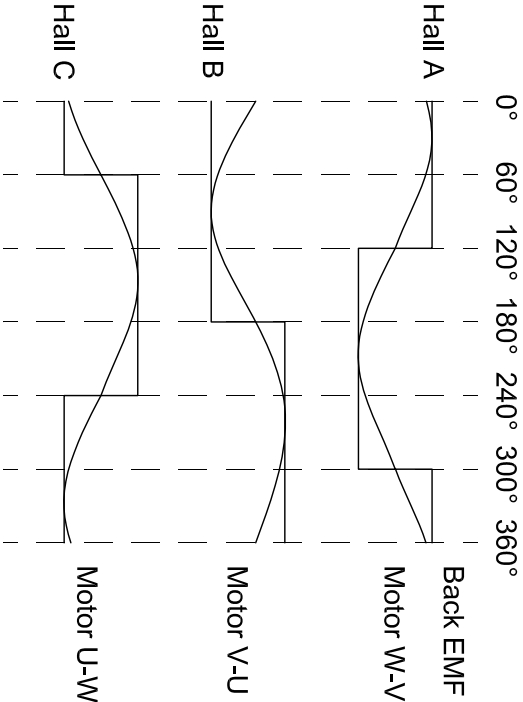
DIGITAL HALL SENSOR OF HIWIN LINEAR MOTOR



(1) HALL SENSOR PIN DEFINITION



(2) HALL SENSOR WIRING DIAGRAM



(3) HALL SENSOR OUTPUT SIGNAL

BREAK SHARP EDGE UNLESS OTHER SPECIFIED									
CUSTOMER				TYPE/				SCALE	
ROUGH M/C				FIT M/C				DATE	
6.3a				1.6a				APR.21.04	
				GRD				DRN	
				0.4a				游敏镇	
TOLERANCE mm									
UP				OVER				CHK	
6				2400				APPD	
TO									
6									
±0.1				±1.0					